









Legend

- | | |
|--|---|
|  Auto-Oriented |  Residential (Central) |
|  Gateway |  Residential (North) |
|  Mid-Rise Office |  Residential (South) |
|  Mixed Use |  Town Center Boundary |

Town Center Sub-Areas

